

THE SEARIAL CLEANERS

STOP WONDERING START CLEANING



THE SEARIAL CLEANERS
PORAU

QUICK START USER GUIDE PIXIE DRONE

BEFORE FIRST USE

Please read this user guide carefully to learn key best practices. **Beware that this guide is not a substitute of the technical notice.**

Unloading and Charging

- Unload the Drone
- Place it on a soft surface to avoid scraping the hull.

Charge the drone overnight, batteries must be charged 100% before first use.
At least two people are necessary to carry the drone.

Button layout on the remote

Standby mode : allows to charge the drone


On mode : is when the thrusters and cameras are on. Do not transport or charge the Pixie Drone in this mode.

Beware : Do not transport, charge, perform any maintenance or touch thrusters when the on mode is activated



Starting the drone

1. Release the **Off button**
2. Press the **On button for 10 seconds**. The **On button** must remain blue. **Standby mode** is activated
3. Start the remote : press the **On button**, the remote will connect to the drone
4. A loading bar appears: the drone and remote are connecting



5. The loading bar disappears. The drone and remote are connected.
6. Press the **C button**. This button allows you to go from **Standby mode** to **On mode**
7. The Drone beeps
8. The beeping stops, the drone is ready to be set into action.




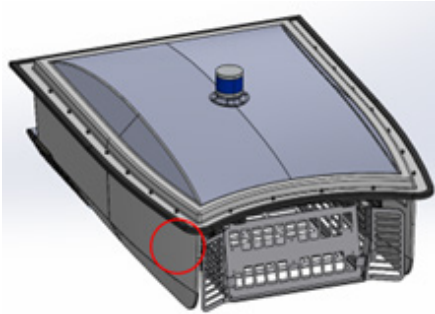
Charging the drone

Charge the drone after every use

To fully charge : allow a 5 hour charge. **Charging must be strictly performed in a dry environment.**

Warning : Never charge the drone on the water.

1. Activate **Standby mode** - refer to starting the drone
2. Plug the charger, the socket is located upfront, on the right hand side of the drone. Refer to the drawing.
3. Plug the charger on the power supply.



Maintenance recommendations

Cleaning

Rinse the drone with clear water after each use. We recommend using a soft sponge with soap.

In the event of a prolonged stop - over 1 month :

- clean the drone
- charge the batteries prior
- charge the batteries every month

Storing

Strictly store in a dry environment.

We recommend storing the drone on a soft surface

Temperature strictly must remain between **0 and 40°C. // 32 and 104°F**

BEWARE: Below 0°C / 32°F, batteries won't be able to charge.

THE SEARIAL CLEANERS

STOP WONDERING START CLEANING

AFTER SALES CONTACT

Email : aftersales@searial-cleaners.com

Adress :

ROTAX MARINE

ZI LE MARAIS - Rue de l'Industrie

01460 PORT

